

Images from the  
<https://www.hazardperception.eu>  
and  
<https://www.letslearntosurvive.com/>  
where it is possible to try hazard detection

**A. Example for driving license B**

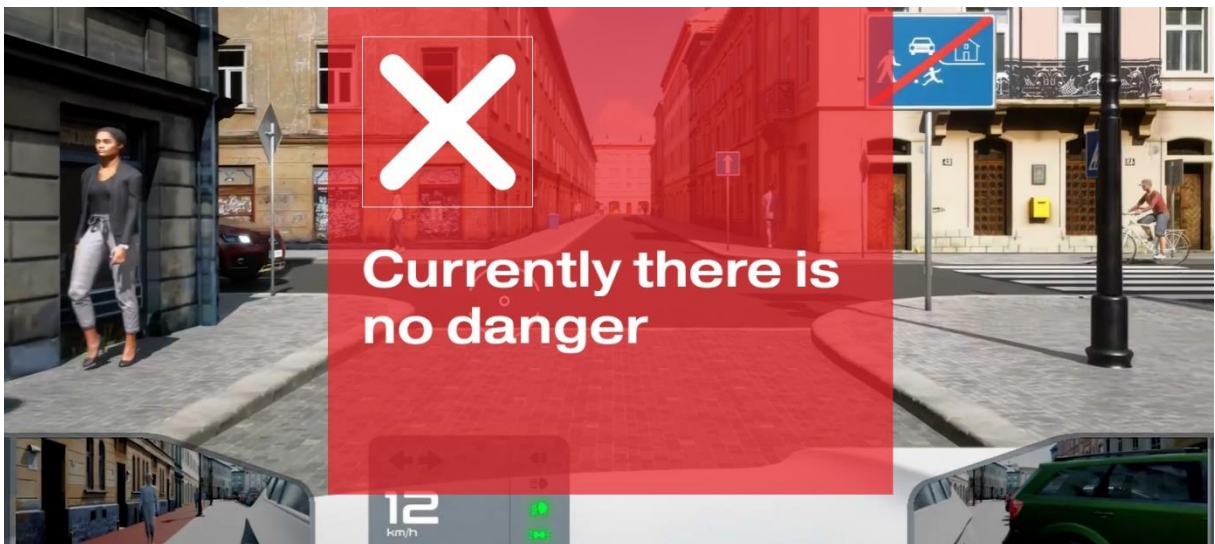
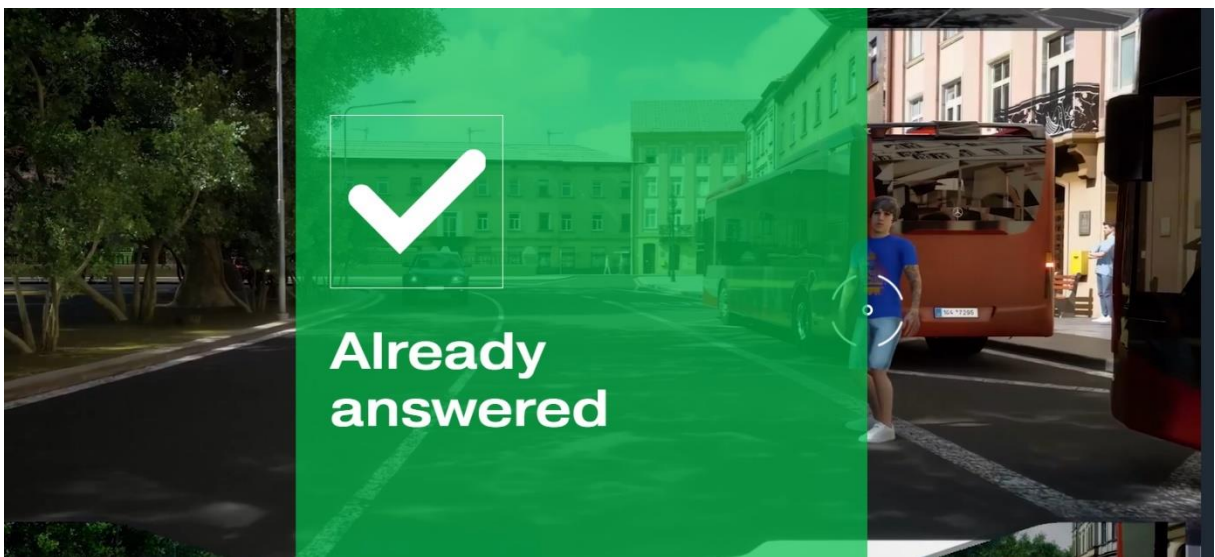


02

Ceske  
Budejovice

**Instruction for the test**

- 01 Click to stop the video at the moment of danger.
- 02 Then mark one or more hazards.
- 03 You get points for reaction speed and the correct identification of danger.
- 04 Do not click unnecessarily where there is no danger, otherwise you will not finish.



Excellence in Road Safety Awards 2023



**40%**

4 out of 10 pt.  
Number of mistakes: 3

**Barely made it**


Score overview

4 out of 5 pt. **LOW RISK**  
Reversing vehicle

**Continue**

REPEAT TEST OR SHOW SOLUTION

### B. Example for driving license A



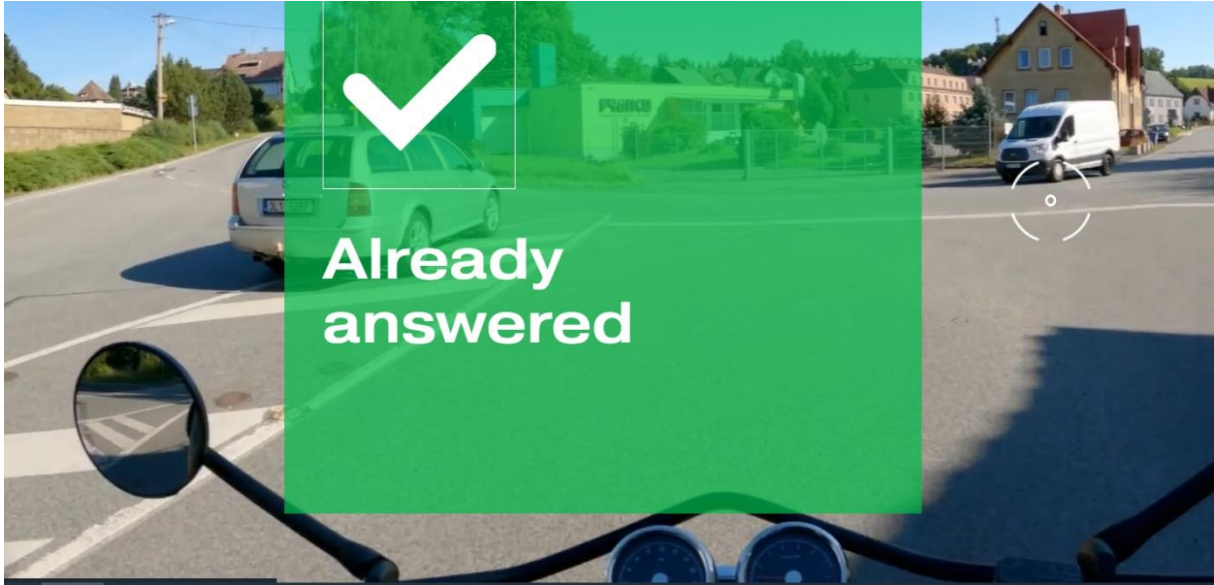
**Situation 1**

**Instruction for the test**

- 01 Click to stop the video at the moment of danger.
- 02 Then mark one or more hazards.
- 03 You get points for reaction speed and the correct identification of danger.
- 04 Do not click unnecessarily where there is no danger, otherwise you will not finish.

01 02 03





Overall success

# 100 %

3 out of 3 pt.  
Number of mistakes: 2

## A pro knows

Score overview

3 out of 3 pt. **HIGH RISK**  
Turning left

Continue

REPEAT TEST OR SHOW SOLUTION