



THEY HAVE SPARE PARTS  
**YOU DON'T**

**DRIVE SAFE. ALWAYS.**

with **Online Coaching**

by



Our first important Customers





## INDEX

<b>ONLINE COACHING PROGRAM – PRESENTATION</b>	page 3
<b>CARLO ROSSI – OBJECTIVES OF THE ONLINE COURSES</b>	page 4
<b>LIST OF CORPORATE OPTIONS</b>	page 5
<b>POSSIBLE COMBINATIONS of COURSE with the ASSESSMENT and the FINAL TEST</b>	page 6
<b>LAYOUT OF THE COURSE</b>	page 7-13
<b>FEEDBACK LETTERS - CLARIANT</b>	page 14
<b>FEEDBACK LETTERS - MICROSOFT</b>	page 15
<b>VODAFONE SURVEY</b>	page 16
<b>IMPROVEMENT PERCENTAGE</b>	page 17-18

## ONLINE COACHING PROGRAM - PRESENTATION

Driving Camp, a leader in Safe Driving coaching for 30 years, presents a project for Online Safe Driving Courses: an innovative coaching method using video lessons together with simulations and real situations drawn from our experience on race circuits and in the paddocks.

Unlike practical courses normally provided by Driving Camp, with **Online Coaching** users can follow the Course on the internet at any time, without being limited by times and dates. At an extremely low cost per head, it is possible to obtain great results.

An initial **Assessment** with 40 questions covering 4 driving related topic will be used to define the most suitable type of Course for the user, based on the result obtained. A Specific Assessment is also available with 20 questions on a specific topic chosen from Defensive Driving, Eco Driving and Safe Driving, which addresses the Course on this same topic.

Lessons last for around 3-5 minutes each and deal with the main topics and situations relating to road safety. It is possible to choose between various e-learning solutions (Safe Driving, Defensive/Behaviour, Eco+Care Driving), according to Company requirements.

The Courses are structured starting with a minimum of 4 lessons in the "Excerpts" module, and up to a maximum of 29 lessons for the full module. There is a Test Questionnaire and it is possible to download the Attendance Certificate.

Although this is a very "serious" topic, the language and style of the course are deliberately light-hearted. Lessons are based on the friendly atmosphere created during Practical Driving Camp courses, resulting in beneficial participation by students.



## ONLINE COURSES AVAILABLE

ASSESSMENT :	Risk assessment	(20/40 questions)
DEFENSIVE / BEHAVIOUR :	Us and others	(12 lessons)
ECO + CARE DRIVING :	Save money and respect the environment	(12 lessons)
SAFE DRIVING :	The correct driving techniques	(13 lessons)
ADVANCED SAFE DRIVING :	To learn more	(14 lessons)
MIX COURSE ONE and TWO :	Compendium	(18 lessons)
MIXED COURSES :	Mini and Complete	(4 to 29 lessons)



Carlo Rossi was one of the first racing drivers in the world to teach Advanced Driving.

His first lessons to "ordinary" drivers date back to 1982, when he was still racing in the European Formula 2 Championship.



Naturally, over the course of his competitive career he has learnt a considerable amount – practically all of it self-taught, just like any other racing driver at that time – and not without being involved in some racing accidents...

**Since then his ambition has been that of passing his experience on to all drivers.**

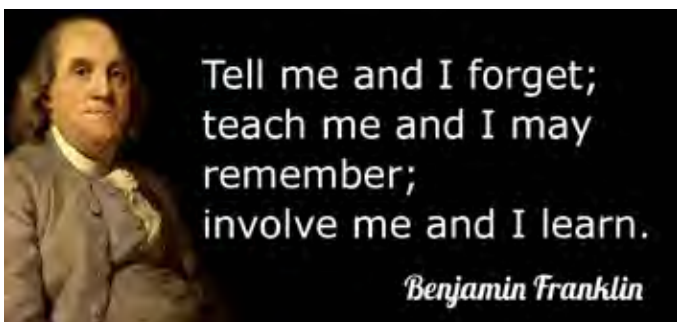
A few years later, in 1986, when he was still a racing driver, he founded Driving Camp, which was the first Academy in the World to deal with Racetrack driving – not for aspiring racing drivers, but rather exclusively dedicated to regular drivers.

We are convinced that thanks to the realisation of this "mission" many people have managed to avoid accidents, including fatal accidents .... It may appear to be incredible, but through this exceptional Driving Camp method, learning to drive safely is also fun! It may be difficult to believe, but Driving Camp is incredibly proud of its work and is happy to guarantee **"Satisfaction or your money back!"**

Now, after 30 years of Advanced Driving Courses in Southern Europe, we are able to share the exceptional quality that distinguishes our Driving Camp sessions.

In fact, thanks to the web, through these Online Courses we are able to reach an audience of millions of drivers, worldwide.

The **"square and round"** symbol will accompany us in our campaign to improve the driving of our future students.



During the Course we will deal with serious topics, however we use the Franklin method, and we do this in an intentionally lively - at times even mischievous - manner, to stimulate the attention of our students.

For the same reason the films in the lessons are spaced using photos and images.

Moreover, there are some interactive quizzes which appear to be really easy, on the other hand...

Remember that when we see a good film we enjoy it in a passive manner. But when we read a good book, we participate so much that the screenplay becomes our own!

This is the aim of our Online courses: to teach important, often vital concepts, in a light-hearted – at times even revolutionary - way, so that they remain at the forefront of a student's mind.

Not for the next week, but for the next thirty years.

If we manage to do this we will be happy.

## CORPORATE OPTIONS

Each Courses can be set up in 4 different ways:

- 1) WITHOUT TEST (only video-lessons)
- 2) Test after EACH LESSON
- 3) Test at the END OF THE COURSE
- 4) Test with MULTIPLE QUESTIONS for each lesson; only valid for point 2)

Upon request by the Company administrator ("ADMINISTRATOR"), our IT Department will set up the chosen Course with the necessary options. These options are valid for all users. Some options are included, others have an additional cost.

Note: it is also possible to select different set ups for a single group of users (for example different languages).

### LIST OF OPTIONS

#### FREE OPTIONS

Choice of different languages	ITALIAN / ENGLISH / SPANISH / GERMAN / FRENCH Other languages: work in progress
RIGHT / LEFT HAND DRIVE :	choice of the steering wheel position
VERIFICATION TEST : (questions with score)	Test after each lesson Test at the end of the Course
BUTTON CLICK SOUND :	YES / NO
SCORE ON THE CERTIFICATE	YES / NO
HALL OF FAME :	YES / NO
GOLDEN RULES :	10 "Golden Rules" related to the Course (printable)
FREE FRUITION	allows users to logout-login at any time

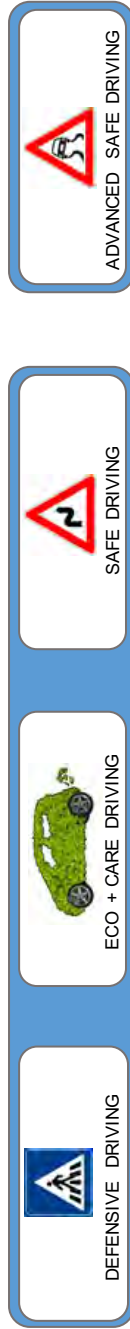
#### PAYMENT OPTIONS

<b>SPECIFIC ASSESSMENT</b>	evaluates the user's initial driving skills
<b>FINAL TEST</b>	evaluates the user's improvement after the Course
COURSE ABSTRACT	a printable booklet with the Course highlights
"PASS THE COURSE" INSURANCE	for those who didn't get the minimum score
PENALTY for reviewing the lessons	change penalty value (0,0 - 0,1 - 0,2 ...)
MINIMUM SCORE TO PASS	change minimum score value (6, 7, 8...)
CERTIFICATE TYPE	"Training" / "Incentive" layout
CERTIFICATE WITH COMPANY LOGO	the logo will be inserted on the Certificate
"TIMED" COURSE	The user can take 1 or more lessons at a predetermined time interval
WELCOME PAGE	with Company logo
COMPANY AUDIO MESSAGE	provided by the Company
COMPANY VIDEO MESSAGE	provided by the Company
CUSTOMIZED COURSE	with lessons chosen by the Company

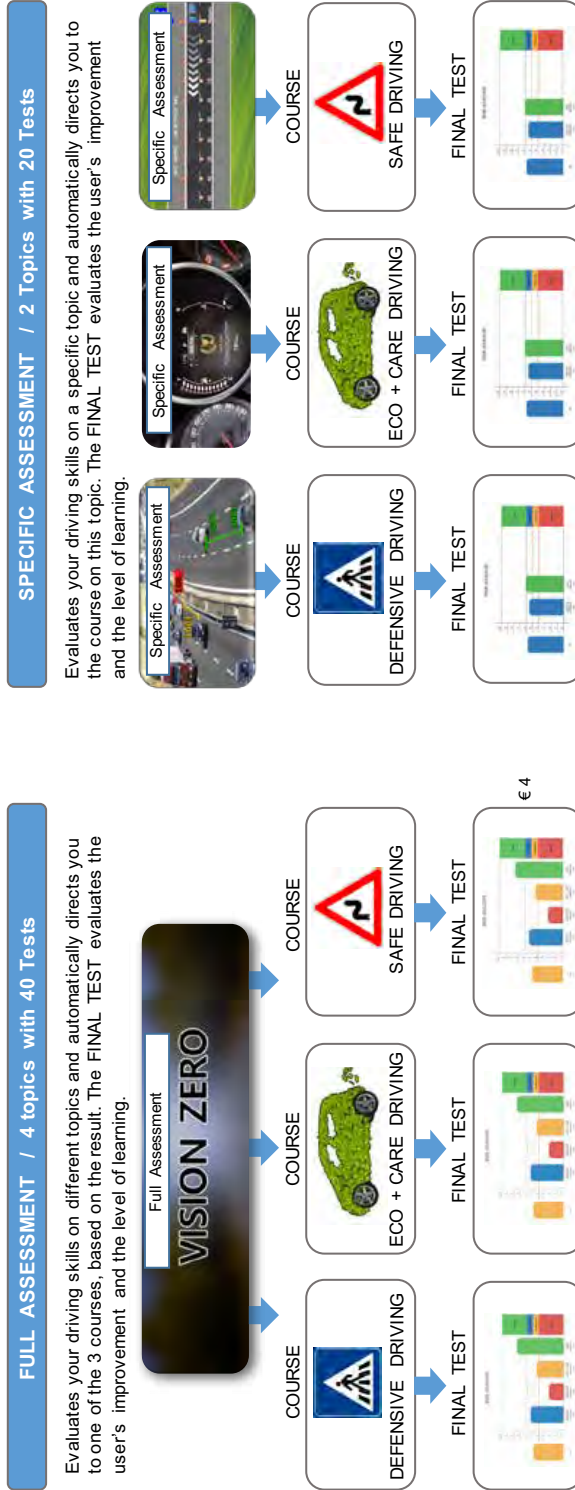
# POSSIBLE COMBINATIONS OF THE COURSES WITH ASSESSMENT AND FINAL TEST



THERE ARE 4 "BASE" COURSES WHICH CAN BE TAKEN INDIVIDUALLY



The first three can be combined with the Initial Evaluation Test of your current driving skills (ASSESSMENT) and with the FINAL TEST, as follows :



The ASSESSMENT (both the Full and the Specific Assessment) + the COURSE together make up the "Drive at Best" STUDY PROGRAM. The ASSESSMENT allows "Drive at Best" to determine the user's initial driving level and at the same time discover the areas which could be improved and/or created difficulties.

The COURSE gives recommendations and simulates real situations in order to improve the student's skills. The FINAL TEST, which proposes the same questions given in the ASSESSMENT, will show the student's percent improvement after completing the Course.



We will show you how a  
Drive at Best Course is laid out  
in the following pages.

## START THE COURSE

You can start pressing START THE COURSE. Here you can insert a screen or a corporate video message, explaining the aims and the purposes of the Course.



## COURSE STRUCTURE

A screen will appear informing the student which Course set-up has been chosen by the Company.



## INSTRUCTIONS - Choice

A screen appears providing the option to view the INSTRUCTIONS. Users can choose not to read the instructions, since browsing is extremely intuitive. It is also possible to access the instructions at any time by pressing the **SOS** button.



You can also access the GLOSSARY at any time using the **ABC** button.



To send us feedback or to ask for assistance you can send an e-mail.



## PRESENTATION

A brief general presentation and reasons why we decided to provide this Online Course.





## INTRODUCTION

The intentions and objectives of the chosen Course are explained.

*These screens are not intended for "Light" versions.*

## DEFENSIVE/BEHAVIOUR

*Us and Others*

How to prevent risky situations and learn the correct behaviour to adopt in heavy traffic.



## ECO + CARE DRIVING

*Save money and protect the environment*

Driving style and maintaining your car allow you to save money while respecting the environment



## SAFE DRIVING

*The correct driving techniques*

Learn to put into practice the correct driving techniques to increase car safety.

## ADVANCED SAFE DRIVING

*To learn more*

A further step forward in car control techniques.



## REMEMBER THAT...

Some consideration on the risks that we run even when travelling at low speed.



## FULL CONCENTRATION

We are about to start.  
This will be an interesting and beneficial journey.



## INITIAL TEST

The first question is structured as an interactive "Riddle". It is a very common and almost trivial topic, but it is far from easy.

It includes two "Wildcard" questions with a double score; there is also a standard question at the end of the lesson.




## SIMULATION

The student can select the silhouette that corresponds to the point at which the car will stop.

...It looks easy!...

*N.B. There is a different riddle for each one of the three courses.*



## LESSONS

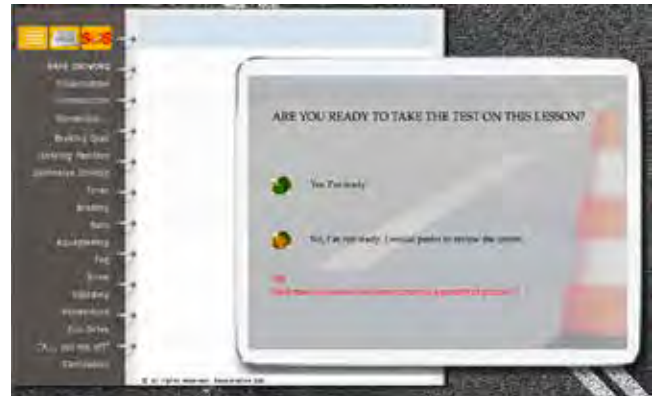
Each lesson lasts for around 3-5 minutes. The Course is "blocked": it is not possible to vary the sequence of the lessons. A student can review a lesson various times. However, when a student moves on to the next lesson it is no longer possible to review the previous lessons.



## NOTES – ANSWER THE QUESTION OR REVIEW THE LESSON

At the end of each video, the block-notes provide a summary of the main points dealt with during the lesson. On a tablet there is also a choice of whether to answer the question or to review the lesson.

*If users decide to review the lesson there is a penalty of one tenth of a mark (for each time that the lesson is reviewed).*



## QUESTION

After the first answer (which is the answer scored), users can also select other answers, to satisfy their curiosity.

Each answer has a different score and colour according to how accurate it is.

After the answer you are ready for the next lesson.



## ONE OR MORE QUESTIONS

Each Course is available in 2 versions:

- **STANDARD** with 1 multiple choice question per lesson (after each lesson or all questions at the end of the Course);
- **PLUS** with 3 multiple choice questions per lesson (only after each lesson).



## SCORE AND AVERAGE

A score is shown for each answer as well as the progressive average score as users proceed.

## EMOTIONAL VIDEO

In conclusion a video relating to the type of Course taken, which will really make you think...



## CONCLUSION + LETTER

Video and letter of "intent" by the Course creator. We remind the student that he/she is now our "Ambassador", **committing to accept this ambitious mission.**



## "ACTIVE" DIPLOMA

The final page of the Course is always accessible to the User. You can access your credentials and view or download the "GOLDEN RULES" of the Course, a SUMMARY OF SCORES and your CERTIFICATE. You can access the HALL OF FAME, and you can review the most important points in the video-lessons. The user will also be able to access the SHOP area to purchase other Courses.



## STANDARD CERTIFICATE

Following completion of the Course it is possible to download and print the CERTIFICATE.



## PERSONALIZED CERTIFICATE

It is possible to personalize the Certificate with the Company logo and/or a photo of the participant.





## "10 GOLDEN RULES"

A small but important memo on everything you have learnt.  
10 RULES to learn by heart.

**GOLDEN RULES SAFE DRIVING**

**SQUARE DRIVING OR ROUND DRIVING?**

- 1) An efficient car and a correct driving position are the basis of safe driving.
- 2) Bend your car the way you would like to be treated if the roles were reversed.
- 3) In case of rain, reduce your speed and increase your attention.
- 4) On each (traffic) lane try several feasible efforts. Remember that!
- 5) "Track" other vehicles as though you were a racer: you will understand in advance what their behaviour will be.
- 6) No road user wants to cause an accident. As he tries to avoid any possible error by others.
- 7) ...Because you can also "drive" your destiny. So there is an golden rule that sooner or later you will have to live an accident.
- 8) When you feel skills you can correct this, but you may be too late. It is better to avoid any dangerous situations.
- 9) At 130 km/h you cover 30 meters in 1 second. On dry road surfaces, you need 10 meters to stop your car. The total distance is longer than a football pitch. The next time you are at the stadium, think about that!
- 10) No! No square, sharp and nervous driving. Yes to round, fluid and progressive driving.

## HALL OF FAME

A league table is drawn up for each type of Course, including all users who have completed the same Course.

The top 3 ranked users make the podium. Every user has a photo which is submitted with the Registration Form.

**HALL OF FAME**

Leaderboard - Top Ten

Rank	Name	Points
1st	Daniël Bruijs	6,12
2nd	Isabelle Nakata	6,05
3rd	Edoardo Cremonesi	6,75
4th	Joseph Kahan	6,72
5th	Andrei Smilă	6,71
6th	Felix Menden	6,69
7th	Joséphine Szabo	6,64
8th	Hassam-Beno Hassam	6,59
9th	Michelle Chiriacopol	6,52
10th	Sat-Ål Harnoyk	6,49

If a Company is interested, it may also have an in-house "Hall of Fame" to include only its own users.

## "COURSE ABSTRACT" - ONLINE BOOKLET

A booklet is available which summarises the main points of the lessons, together with images from the videos.

It's a useful tool that remains available to students after the Course for a profitable refresh of the lessons.

**QUIZ**

What distance does a car cover every second at 130 km/h?

Modern cars are extremely fast and so well constructed and comfortable that we underestimate the speed at which we are traveling.

At 130 km/h, in 1 second, the car will travel almost 36 meters.

We often travel on the highway without being aware of what is happening each second. At 130 km/h in 1 second our car travels about 36 meters.

**CORRECT DRIVING POSITION**

Lean far a good driving position.

Realize your seat is that you can fully engage the brake and the clutch, without engaging your legs. Put it to the upright position, so that the upper part of your back is exposed.

We hold the steering wheel at the 9 and 3 o'clock position and our arms (while driving) should be bent at about 90°.

Today's cars have deformable structure which absorbs the majority of energy caused by an accident. Seatbelts are mandatory for everyone, even in the backseats.

## DAB - DRIVE AT BEST

If you have enjoyed the course and you would like to discover additional Courses (or recommend other friends), you will find a Demo of every available course at the following web address [www.driveatbest.com](http://www.driveatbest.com)

**Drive at Best**

IMPROVE YOUR NORMAL DRIVING SKILLS. DISCOVER "DRIVING CAMP" ONLINE (DRIVING COURSES)

Are you one of the millions who are wondering what the new Drive at Best is about? You can't find it on Google. It's not a website. It's a course. It's a program. It's a system. It's a way of thinking. It's a way of living. It's a way of driving. It's a way of being. It's a way of life. It's a way of love. It's a way of peace. It's a way of joy. It's a way of happiness. It's a way of success. It's a way of fulfillment. It's a way of meaning. It's a way of purpose. It's a way of destiny. It's a way of destiny.

**Our Courses**

There are 10 courses available. Each course is a 100% online course. Each course is a 100% online course. Each course is a 100% online course. Each course is a 100% online course. Each course is a 100% online course. Each course is a 100% online course. Each course is a 100% online course. Each course is a 100% online course. Each course is a 100% online course. Each course is a 100% online course.

## FEEDBACK LETTERS – CLARIANT SPA

----- Messaggio originale -----

Da: Alberto Bigardi <[Alberto.Bigardi@clarant.com](mailto:Alberto.Bigardi@clarant.com)>  
Data: 14/12/17 21:08 (GMT+01:00)  
A: Maria Teresa <[maria.teresa@drivingcamp.it](mailto:maria.teresa@drivingcamp.it)>  
Cc: Nicoletta <[nicoletta@drivingcamp.it](mailto:nicoletta@drivingcamp.it)>  
Oggetto: R: INVIO 11 CORSI ON LINE - OMAGGIO

Dr. Rossi,

After having viewed the courses and received the first impressions from our colleagues, I would like to send you our feedback:

The course is done really well and you can see that it has been studied in detail by experts and competent people. It expresses an uncommon passion for the subject being "taught" - something that standardization has now eliminated from the online courses that are currently on the market.

The level of detail is striking, but so is the simple and clear language that logically guides one to learn the topics being covered.

The involvement offered by the structure of the course, in addition to conveying important messages and information, pushes the user to want to know more: this opens up a world that inexperienced motorists really only know in a superficial way. The aroused interest and the resulting curiosity brings you to the end of the sessions - which are sometimes pretty challenging - with great satisfaction and amazement, almost to the point of asking "how did we travel all those miles in our daily lives, without knowing the mechanisms behind our conduct on the road".

Congratulations on behalf of everyone!

Clariant Prodotti (Italia) S.p.A.

[Via A. Manzoni, 37](#)

[Palazzolo Milanese](#)

[Paderno Dugnano \(Milano\)](#)

[20030](#)

[Italy](#)

 CLARIANT



## FEEDBACK LETTERS – MICROSOFT ISRAEL

Lior Elkaym (MGS)

A: Paola Valsesia  
Online SAFE DRIVING

14 novembre 2017 21:06

Entrata - paola@drivingcamp.it

LE

Informazioni nuovo contatto trovate in questa e-mail: Lior Elkaym v-lielka@microsoft.com

[aggiungi...](#)

Hello Paola and Carlo.

The training I saw and practice is very professional .

The explanation are very good and clear.

The videos are in hi quality.

This training deal with the safety driving aspect I'm sure that it contribute to a safety driving in the organization.

In my point of view I also believe in Practical training after this training.

Best Regards.

Lior Elkayam

Traffic Safety and fleet manager

Office: (+972)-74-7111723

Fax: (+972)-9-950541

Mobile (+972)-54-5648647

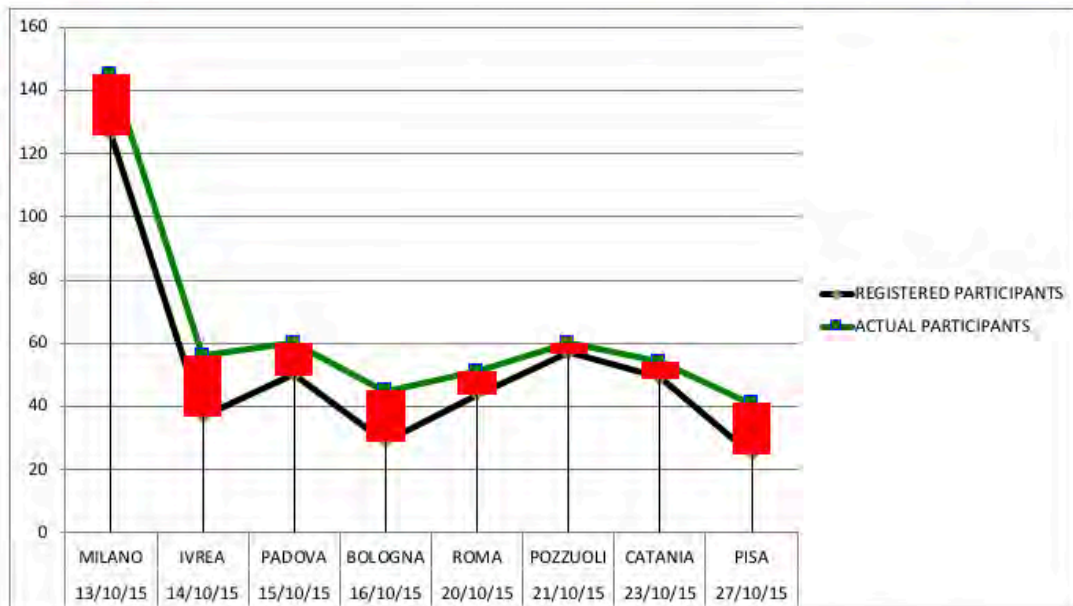


## VODAFONE ROAD SAFETY DAYS - SURVEY



### SAFE DRIVING CAMPAIGN 13-27 OCTOBER 2015


DATE	LOCATION	REGISTERED PARTICIPANTS	ACTUAL PARTICIPANTS		SATISFACTION (from 1 to 10 max)
13/10/15	MILANO	126	145	+15%	8,5
14/10/15	IVREA	37	56	+51%	8,9
15/10/15	PADOVA	50	60	+20%	9,3
16/10/15	BOLOGNA	29	45	+55%	9,5
20/10/15	ROMA	44	51	+15%	9,8
21/10/15	POZZUOLI	57	60	+5%	9,5
23/10/15	CATANIA	49	54	+10%	9,5
27/10/15	PISA	25	41	+64%	9,8
<b>TOTAL</b>		<b>417</b>	<b>512</b>	<b>+23%</b>	<b>9,35</b>




During the Safety Days promoted by VODAFONE, each participant took 3 lessons of the online Courses "Drive at Best". Each group had different lessons.





## IMPROVEMENT PERCENTAGE (samples)

Summary	
Darren M.....	
	
<b>Assessment</b>	
DRIVING POSITION	6,75
SAFE DRIVING	5,38
AVERAGE SCORE	6,06
<b>Course: SAFE DRIVING</b>	
Braking quiz	5,00
Braking quiz	5,00
Braking quiz	9,00
Braking quiz	7,00
Braking quiz	9,00
The seat	9,00
The seat	4,00
The seat	9,00
The steering wheel	9,00
The steering wheel	6,00
The steering wheel	9,00
Seatbelts and airbags	9,00
Seatbelts and airbags	8,00
Seatbelts and airbags	10,00
Square or round?	6,00
Square or round?	9,00
Square or round?	4,00
The tyres	9,00
The tyres	7,00
The tyres	4,00
Braking	9,00
Braking	9,00
Braking	8,00
Rain and aquaplaning	7,00
Rain and aquaplaning	7,00
Rain and aquaplaning	6,00
Centrifugal Force	8,00
Centrifugal Force	8,00
Centrifugal Force	9,00
Grip	10,00
Grip	6,00
Grip	9,00
Grip	6,00
A postcard	10,00
A postcard	7,00
A postcard	8,00
The wheel has come a long way...	9,00
The wheel has come a long way...	8,00
The wheel has come a long way...	8,00
COURSE AVERAGE	7,67
<b>Final Test</b>	
<b>Topic: "DRIVING POSITION, SAFE DRIVING"</b>	
Previous Average score:	6,06
Current Average score:	7,43
<b>Improvement before/after Course</b>	<b>22,6%</b>
Previous Driving Level:	C1
Final Driving level	B1

Résumé des scores	
Beatrice P.....	
	
<b>Assessment</b>	
POSITION DE CONDUITE	4,88
CONDUITE DEFENSIVE	5,50
SCORE MOYEN GLOBAL	5,19
<b>Cours: CONDUITE DEFENSIVE</b>	
Devinette 130 Km/h	20,00
Devinette 130 Km/h	9,00
Devinette 130 Km/h	6,00
Devinette 130 Km/h	6,00
Distance de sécurité	6,00
Distance de sécurité	9,00
Distance de sécurité	6,00
Le siège	9,00
Le siège	6,00
Le siège	6,00
Le volant	9,00
Le volant	9,00
Le volant	10,00
Ceintures et airbags	9,00
Ceintures et airbags	10,00
Ceintures et airbags	8,00
Conduite active	9,00
Conduite active	6,00
Conduite active	3,00
La pluie	8,00
La pluie	9,00
La pluie	5,00
Le brouillard	9,00
Le brouillard	8,00
Le brouillard	7,00
La neige	8,00
La neige	7,00
La neige	9,00
Alcool et...	8,00
Alcool et...	6,00
Alcool et...	10,00
Samedi soir	9,00
Samedi soir	9,00
Samedi soir	8,00
Statistiques accidents	3,00
Statistiques accidents	5,00
Statistiques accidents	8,00
Statistiques accidents	9,00
SCORE MOYEN DU COURS	7,92
<b>Test Final</b>	
<b>Sujet: "POSITION DE CONDUITE, CONDUITE DEFENSIVE"</b>	
Score moyen précédent:	5,19
Score moyen actuel:	7,27
<b>Renforcement avant/après Cours</b>	<b>40%</b>
Niveau de Conduite précédent:	Non Classé
Niveau de Conduite final	B1

## IMPROVEMENT PERCENTAGE (samples)

Summary	
Nuno G.....	
<b>Assessment</b>	
DRIVING POSITION	6,25
DEFENSIVE DRIVING	7,38
ECO + CARE DRIVING	6,00
SAFE DRIVING	6,75
AVERAGE SCORE	6,59
<b>Course: ECO DRIVING</b>	
We are eco-friendly	5,90
We are eco-friendly	8,00
We are eco-friendly	8,00
We are eco-friendly	9,00
The CO2	9,00
The CO2	9,00
The CO2	9,00
Driving position	9,00
Driving position	9,00
Driving position	9,00
The car	6,00
The car	8,00
The car	9,00
What kind of driver are you?	7,00
What kind of driver are you?	6,00
What kind of driver are you?	8,00
The expert	9,00
The expert	5,00
The expert	8,00
Physics	5,00
Physics	8,00
Physics	9,00
Tyre pressure	9,00
Tyre pressure	8,00
Tyre pressure	6,00
Round driving	9,00
Round driving	8,00
Round driving	8,00
The automatic gearbox	6,00
The automatic gearbox	9,00
The automatic gearbox	9,00
How to use it	8,00
How to use it	10,00
How to use it	8,00
Great savings!	9,00
Great savings!	9,00
Great savings!	8,00
<b>COURSE AVERAGE</b>	<b>8,02</b>
<b>Final Test</b>	
<b>Topic: "ECO + CARE DRIVING"</b>	
Previous Average score:	6,00
Current Average score:	7,32
<b>Improvement before/after Course</b>	<b>22%</b>
Previous Driving Level:	C2
Final Driving level	B1

Summary	
Lior E.....	
<b>Assessment</b>	
DRIVING POSITION	5,50
SAFE DRIVING	5,25
AVERAGE SCORE	5,38
<b>Course: SAFE DRIVING</b>	
Braking quiz	11,90
Braking quiz	18,00
Braking quiz	9,00
Braking quiz	10,00
Braking quiz	9,00
The seat	4,00
The seat	6,00
The seat	9,00
The steering wheel	9,00
The steering wheel	9,00
The steering wheel	9,00
Seatbelts and airbags	9,00
Seatbelts and airbags	8,00
Seatbelts and airbags	8,00
Square or round?	6,00
Square or round?	9,00
Square or round?	4,00
The tyres	6,00
The tyres	9,00
The tyres	9,00
Braking	9,00
Braking	3,00
Braking	8,00
Rain and aquaplaning	7,00
Rain and aquaplaning	8,00
Rain and aquaplaning	10,00
Centrifugal Force	8,00
Centrifugal Force	8,00
Centrifugal Force	9,00
Grip	10,00
Grip	9,00
Grip	9,00
Grip	6,00
A postcard	10,00
A postcard	7,00
A postcard	8,00
The wheel has come a long way...	9,00
The wheel has come a long way...	5,00
The wheel has come a long way...	8,00
<b>COURSE AVERAGE</b>	<b>8,33</b>
<b>Final Test</b>	
<b>Topic: "DRIVING POSITION, SAFE DRIVING"</b>	
Previous Average score:	5,38
Current Average score:	7,20
<b>Improvement before/after Course</b>	<b>33,8%</b>
Previous Driving Level:	Not Classified
Final Driving level	B1

**DO YOU WANT TO IMPROVE YOUR DRIVING?**

Visit our website [www.driveatbest.com](http://www.driveatbest.com)



**Say NO to square driving. Say YES to round driving !**

The Courses are available in English, German, French, Italian, Spanish and Arabic.  
During 2018 these will also be available in Chinese, Indonesian, Japanese, Portuguese, Russian and Turkish.